

## WMF Gold Sponsors



## U23 NC 2016

Updated: 2016-05-15 18:30

 Get new pages automatically

The jury of 2016 U23 Nations Cup has decided to play the semifinals and matches for ranks 5-8 with a mass start. In the first round, all matches are played at concrete, then all matches change to the miniaturegolf for second round.

8.26: The start of the tournament is postponed due to heavy rain.  
8.50 The first round has started at miniaturegolf.

\*\*\*\*\*

Head Referee Dieter Helmke  
Referee Christian Somnitz  
Tournament Director Martin Tomanek  
Tournament Officer Andreas Lackner  
Jury Martin Tomanek, Verners Kirss, Philipp Lewin  
\*\*\*\*\*

Due to permanent rain in Bischofshofen and very bad weather forecast, the jury of 2016 U23 Nations Cup has decided to alter the tournament schedule. Groups A and B will always play the same course in each round, starting with a mass start (there are 30 players in 10 pairings). The jury will decide before the start of each round which course will be played, depending on the current weather situation – the miniaturegolf lanes are now covered with tents or umbrellas, while the concrete course is unprotected, so the jury will prioritize playing at concrete if there is no rain or just a little rain.

\*\*\*\*\*

The team of Sweden has started the tournament with only two players, due to health problems of the other two.

\*\*\*\*\*

## PENALTIES.

Rd 1 Lane 14 LOTTERMOSER Thomas (AUT) - verbal admonition (misbehaviour)  
Rd 3 Lane 13 LIEBER Johannes (GER) - verbal admonition (time)  
Rd 3 Lane 14 LOTTERMOSER Thomas (AUT) - first admonition (misbehaviour)  
Rd 4 Lane 10 BERTELS Dominik (CZE) - verbal admonition (misbehaviour)  
Rd 5 Lane 9 WINDSTEIG Sandro (AUT) - verbal admonition (chain calls)  
Rd 7 KRÄMER Gerhard (AUT - Coach) - admonition (rules)  
Rd 8 Lane 15 SZABLIKOWSKI Manuel (GER) - verbal admonition (misbehaviour)  
Rd 11 Lane 17 GAL Marcel (AUT) – verbal admonition (rules)

\*\*\*\*\*

RAIN INTERRUPTIONS:  
Saturday 9.20–9.23, 10.58–11.07

## Result

[School Kids](#) | [Female Youth](#) | [Male Youth](#) | [Teams - Group A](#) | [Teams - Group B](#) | [Teams - Match 1 for 5-8](#) | [Teams - Match 2 for 5-8](#) | [Teams - Semifinal 1](#) | [Teams - Semifinal 2](#) | [Teams - Match for 7th place](#) | [Teams - Match for 5th place](#) | [Teams - Match for 3th place](#) | [Teams - Final](#) | [Penalties](#) | [Straight list](#) | [Lane statistics](#) | [Teams statistics](#) | [Most aces in a row](#)

School Kids																				
Rank	Name	Country	C1	E2	C3	E4	C5	E6	C7	E8	C9	E10	C11	E12	CAvg	EAvg	CSum	ESum	Diff	Tot
1	<a href="#">Florian Haberl</a>	AUT	33	25	31	30	29	26	29	32	24	31	28	30,8	26,6	185	133	10	318	
2	<a href="#">Lukas Schuster</a>	AUT	29	32	34	28	35	30	33	31	36	30	28	32,0	30,8	192	154	14	346	
3	<a href="#">Henrik Andersson</a>	SWE	32	34	33	22	38	25	33	33	30	36	33	34,2	28,8	205	144	18	349	
4	<a href="#">Emils Simanskis</a>	LAT	38	32	34	32	31	38	35	36	33	31	27	34,2	32,4	205	162	18	367	
5	<a href="#">Sandro Windsteig</a>	AUT	33	35	36	39	35	31	35	35	29	35	42	34,8	35,2	209	176	16	385	
6	<a href="#">Mara Doppelreiter</a>	AUT	37	34	33	33	36	37	38	35	35	35	35	35,7	34,8	214	174	9	388	
7	<a href="#">Klavs Kalnins</a>	LAT	40	36	37	37	42	38	41	37	40	43	35	40,0	37,2	240	186	11	426	
8	<a href="#">Rudolfs Lagzda</a>	LAT	46	45	42	39	38	33	46	37	29	36	36	40,8	36,4	245	182	26	427	
9	<a href="#">Sandris Murnieks</a>	LAT	46	44	44	43	42	44	46	41	39	41	32	43,3	40,4	260	202	17	462	

[School Kids](#) | [Female Youth](#) | [Male Youth](#) | [Teams - Group A](#) | [Teams - Group B](#) | [Teams - Match 1 for 5-8](#) | [Teams - Match 2 for 5-8](#) | [Teams - Semifinal 1](#) | [Teams - Semifinal 2](#) | [Teams - Match for 7th place](#) | [Teams - Match for 5th place](#) | [Teams - Match for 3th place](#) | [Teams - Final](#) | [Penalties](#) | [Straight list](#) | [Lane statistics](#) | [Teams statistics](#) | [Most aces in a row](#)

Male Youth																				
Rank	Name	Country	C1	E2	C3	E4	C5	E6	C7	E8	C9	E10	C11	E12	CAvg	EAvg	CSum	ESum	Diff	Tot
1	<a href="#">Manuel Szablikowski</a>		28	19	30	27	31	27	30		29	23	30	30	29,7	25,2	178	126	14	304
2	<a href="#">Ondrej Skaloud</a>		28	26	32	26	25	20	29		29	34	33	22	29,3	25,6	176	128	22	304
3	<a href="#">Johannes Lieber</a>		31	24	28	26	28	23	34		31	24	31	29	30,5	25,2	183	126	12	309
4	<a href="#">Tristan Kleiner</a>		26	29	32	25	32	27	30		30	24	32	23	30,3	25,6	182	128	12	310
5	<a href="#">Jean - Pierre Bonacker</a>		32	24	32	25	31	26	33		31	28	30	24	31,5	25,4	189	127	7	316
6	<a href="#">Thomas Lottermoser</a>		27	29	32	25	34	24	29		29	32	31	26	30,3	27,2	182	136	15	318
7	<a href="#">Daniel Bärsch</a>		32	30	33	27	30	27	31		33	27	30	28	31,5	27,8	189	139	6	328
8	<a href="#">Boris Svoboda</a>		31	29	36	29	34	25	34		32	30	33	25	33,3	27,6	200	138	10	338
9	<a href="#">Dominik Bertels</a>		32	31	33	29	34	29	34		31	27	32	29	32,7	29,0	196	145	7	341
10	<a href="#">Tobias Richter</a>		33	30	31	31	30	30	34		31	29	32	33	31,8	30,6	191	153	8	344
11	<a href="#">Erik Bohlin</a>		37	41	33	27	33	30	33		31	27	35	27	33,7	30,4	202	152	20	354
12	<a href="#">Marcel Gal</a>		35	29	38	34	33	25	36		36	29	32	34	35,0	30,2	210	151	15	361
13	<a href="#">Dairis Sinkevics</a>		38	37	32	29	43	29	35		34	28	41	27	37,2	30,0	223	150	21	373
14	<a href="#">Elias Zachariassen</a>							26	31		29	35	33	27	31,0	29,3	93	88	13	181

[School Kids](#) | [Female Youth](#) | [Male Youth](#) | [Teams - Group A](#) | [Teams - Group B](#) | [Teams - Match 1 for 5-8](#) | [Teams - Match 2 for 5-8](#) | [Teams - Semifinal 1](#) | [Teams - Semifinal 2](#) | [Teams - Match for 7th place](#) | [Teams - Match for 5th place](#) | [Teams - Match for 3th place](#) | [Teams - Final](#) | [Penalties](#) | [Straight list](#) | [Lane statistics](#) | [Teams statistics](#) | [Most aces in a row](#)


Female Youth																					
Rank	Name	Country	C1	E2	C3	E4	C5	E6	C7	E8	C9	E10	C11	E12	CAvg	EAvg	CSum	ESum	Diff	Tot	
1	<a href="#">Patricia Gras</a>		33	30	33	22	30	26	30		29	24	33	27	31,3	25,8	188	129	12	317	
2	<a href="#">Sarah Schumacher</a>		38	27	35	28	29	28	30		33	29	29	28	32,3	28,0	194	140	11	334	
3	<a href="#">Lisa - Marie Zitz</a>		40	31	29	38	30	35	32		38	28	36	32	34,2	32,8	205	164	21	369	
4	<a href="#">Anna Maria Krinninger</a>		38	32	39	35	37	33	37		36	30	33	29	36,7	31,8	220	159	12	379	
5	<a href="#">Lisa Stoiber</a>		32	39	39	40	38	32	35		36	36	35	33	35,8	36,0	215	180	15	395	
6	<a href="#">Evelina Brikmane</a>		36	33	38	36	38	34	41		34	44	40	33	37,8	36,0	227	180	18	407	
7	<a href="#">Felicia Windström</a>														0,0	0,0	0	0	0	0	Did not start


[School Kids](#) | [Female Youth](#) | [Male Youth](#) | [Teams - Group A](#) | [Teams - Group B](#) | [Teams - Match 1 for 5-8](#) | [Teams - Match 2 for 5-8](#) | [Teams - Semifinal 1](#) | [Teams - Semifinal 2](#) | [Teams - Match for 7th place](#) | [Teams - Match for 5th place](#) | [Teams - Match for 3th place](#) | [Teams - Final](#) | [Penalties](#) | [Straight list](#) | [Lane statistics](#) | [Teams statistics](#) | [Most aces in a row](#)


TEAMS													
Group A													
Rank	Team	R1	R2	R3	R4	R5	R6	R7	R8	Avg	Total	Points	
1	GERMANY 1	91	67	90	78	88	76	93		27,8	583	378	42
2	AUSTRIA 1	94	93	105	88	106	87	99		32,0	672	378	19
3	AUSTRIA 3	110	90	93	101	95	98	99		32,7	686	378	17
4	LATVIA	112	102	104	97	107	96	111		34,7	729	378	6

1	GERMANY 1	R1	R2	R3	R4	R5	R6	R7	R8	CAvg	EAvg	Total
	<a href="#">Jean - Pierre Bonacker</a>	32	24	32	25	34	26	33		31,5	25,4	203
	<a href="#">Sarah Schumacher</a>	38	27	35	28	29	28	30		32,3	28,0	215




<b>Johannes Lieber</b>	31	24	28	26	28	23	34		30,5	25,2	194
<b>Manuel Szablikowski</b>	28	19	30	27	31	27	30		29,7	25,2	192
	91	67	90	78	88	76	93		27,8		583
Points	6	6	6	6	6	6	6		42		


<b>2</b>  <b>AUSTRIA 1</b>	R1	R2	R3	R4	R5	R6	R7	R8	CAvg	EAvg	Total
<b>Thomas Lottemoser</b>	27	29	32	25	34	24	29		30,3	27,2	200
<b>Lukas Schuster</b>	29	32	34	28	35	30	33		32,0	30,8	221
<b>Anna Maria Krinninger</b>	38	32	39	35	37	33	37		36,7	31,8	251
	94	93	105	88	106	87	99		32,0		672
Points	4	2	0	4	2	4	3		19		


<b>3</b>  <b>AUSTRIA 3</b>	R1	R2	R3	R4	R5	R6	R7	R8	CAvg	EAvg	Total
<b>Lisa - Marie Zitz</b>	40	31	29	38	30	35	32		34,2	32,8	235
<b>Mara Doppelreiter</b>	37	34	33	33	36	37	38		35,7	34,8	248
<b>Florian Haberl</b>	33	25	31	30	29	26	29		30,8	26,6	203
	110	90	93	101	95	98	99		32,7		686
Points	2	4	4	0	4	0	3		17		

<b>4</b>  <b>LATVIA</b>	R1	R2	R3	R4	R5	R6	R7	R8	CAvg	EAvg	Total
<b>Evelina Brikmane</b>	36	33	38	36	38	34	41		37,8	36,0	256
<b>Dairis Sinkevics</b>	38	37	32	29	43	29	35		37,2	30,0	243
<b>Emils Simanskis</b>	38	32	34	32	31	38	35		34,2	32,4	240
<b>Rudolfs Lagzda</b>	46	45	42	39	38	33	46		40,8	36,4	289
	112	102	104	97	107	96	111		34,7		729
Points	0	0	2	2	0	2	0		6		

[School Kids](#) | [Female Youth](#) | [Male Youth](#) | [Teams - Group A](#) | [Teams - Group B](#) | [Teams - Match 1 for 5-8](#) | [Teams - Match 2 for 5-8](#) | [Teams - Semifinal 1](#) | [Teams - Semifinal 2](#) | [Teams - Match for 7th place](#) | [Teams - Match for 5th place](#) | [Teams - Match for 3th place](#) | [Teams - Final](#) | [Penalties](#) | [Straight list](#) | [Lane statistics](#) | [Teams statistics](#) | [Most aces in a row](#)

TEAMS												
Group B												
Rank	Team	R1	R2	R3	R4	R5	R6	R7	R8	Avg	Total	Points
1	 <b>GERMANY 2</b>	91	89	96	74	90	80	91		29,1	611	23
2	 <b>CZECH REPUBLIC</b>	91	86	101	84	93	74	97		29,8	626	19
3	 <b>AUSTRIA 2</b>	100	103	113	113	106	88	106		34,7	729	0

<b>1</b>  <b>GERMANY 2</b>	R1	R2	R3	R4	R5	R6	R7	R8	CAvg	EAvg	Total
<b>Daniel Bärsch</b>	32	30	33	27	30	27	31		31,5	27,8	210
<b>Tobias Richter</b>	33	30	31	34	30	30	34		31,8	30,6	219
<b>Patricia Gras</b>	33	30	33	22	30	26	30		31,3	25,8	204
<b>Tristan Kleiner</b>	26	29	32	25	32	27	30		30,3	25,6	201
	91	89	96	74	90	80	91		29,1		611
Points	3	2	4	4	4	2	4		23		

<b>2</b>  <b>CZECH REPUBLIC</b>	R1	R2	R3	R4	R5	R6	R7	R8	CAvg	EAvg	Total
<b>Boris Svoboda</b>	31	29	36	29	34	25	34		33,3	27,6	218
<b>Dominik Bertels</b>	32	31	33	29	34	29	34		32,7	29,0	222
<b>Ondrej Skaloud</b>	28	26	32	26	25	20	29		29,3	25,6	186
	91	86	101	84	93	74	97		29,8		626
Points	3	4	2	2	2	4	2		19		

<b>3</b>  <b>AUSTRIA 2</b>	R1	R2	R3	R4	R5	R6	R7	R8	CAvg	EAvg	Total
<b>Marcel Gal</b>	35	29	38	34	33	25	36		35,0	30,2	230

<b>Sandro Windsteig</b>	<b>33</b>	35	36	39	<b>35</b>	31	<b>35</b>	<b>34,8</b>	35,2	244
<b>Lisa Stoiber</b>	<b>32</b>	39	39	40	38	32	<b>35</b>	<b>35,8</b>	36,0	255
	<b>100</b>	103	113	113	<b>106</b>	<b>88</b>	<b>106</b>		34,7	729
Points	0	0	0	0	0	0	0	0		

[School Kids](#) | [Female Youth](#) | [Male Youth](#) | [Teams - Group A](#) | [Teams - Group B](#) | [Teams - Match 1 for 5-8](#) | [Teams - Match 2 for 5-8](#) | [Teams - Semifinal 1](#) | [Teams - Semifinal 2](#) | [Teams - Match for 7th place](#) | [Teams - Match for 5th place](#) | [Teams - Match for 3th place](#) | [Teams - Final](#) | [Penalties](#) | [Straight list](#) | [Lane statistics](#) | [Teams statistics](#) | [Most aces in a row](#)

TEAMS					
Match 1 for 5-8					
Rank	Team	R9	R10	Avg	Total
1	<b>Sweden</b>	<b>93</b>	<b>92</b>	<b>30,8</b>	<b>185</b>
2	<b>Austria 3</b>	<b>105</b>	<b>87</b>	<b>32,0</b>	<b>192</b>

1	<b>Sweden</b>	R9	R10	CAvg	EAvg	Total
	<b>Erik Bohlin</b>	<b>31</b>	<b>27</b>	<b>33,7</b>	<b>30,4</b>	<b>58</b>
	<b>Henrik Andersson</b>	<b>33</b>	<b>30</b>	<b>34,2</b>	<b>28,8</b>	<b>63</b>
	<b>Elias Zachariassen</b>	<b>29</b>	<b>35</b>	<b>31,0</b>	<b>29,3</b>	<b>64</b>
		<b>93</b>	<b>92</b>	<b>30,8</b>		<b>185</b>
2	<b>Austria 3</b>	R9	R10	CAvg	EAvg	Total
	<b>Lisa - Marie Zitz</b>	<b>38</b>	<b>28</b>	<b>34,2</b>	<b>32,8</b>	<b>66</b>
	<b>Mara Doppelreiter</b>	<b>35</b>	<b>35</b>	<b>35,7</b>	<b>34,8</b>	<b>70</b>
	<b>Florian Haberl</b>	<b>32</b>	<b>24</b>	<b>30,8</b>	<b>26,6</b>	<b>56</b>
		<b>105</b>	<b>87</b>	<b>32,0</b>		<b>192</b>

[School Kids](#) | [Female Youth](#) | [Male Youth](#) | [Teams - Group A](#) | [Teams - Group B](#) | [Teams - Match 1 for 5-8](#) | [Teams - Match 2 for 5-8](#) | [Teams - Semifinal 1](#) | [Teams - Semifinal 2](#) | [Teams - Match for 7th place](#) | [Teams - Match for 5th place](#) | [Teams - Match for 3th place](#) | [Teams - Final](#) | [Penalties](#) | [Straight list](#) | [Lane statistics](#) | [Teams statistics](#) | [Most aces in a row](#)

TEAMS					
Match 2 for 5-8					
Rank	Team	R9	R10	Avg	Total
1	<b>Latvia</b>	<b>104</b>	<b>90</b>	<b>32,3</b>	<b>194</b>
2	<b>Austria 2</b>	<b>107</b>	<b>94</b>	<b>33,5</b>	<b>201</b>

1	<b>Latvia</b>	R9	R10	CAvg	EAvg	Total
	<b>Evelina Brikmane</b>	<b>34</b>	<b>44</b>	<b>37,8</b>	<b>36,0</b>	<b>78</b>
	<b>Dairis Sinkevics</b>	<b>34</b>	<b>28</b>	<b>37,2</b>	<b>30,0</b>	<b>62</b>
	<b>Emils Simanskis</b>	<b>36</b>	<b>33</b>	<b>34,2</b>	<b>32,4</b>	<b>69</b>
	<b>Rudolfs Lagzda</b>	<b>37</b>	<b>29</b>	<b>40,8</b>	<b>36,4</b>	<b>66</b>
		<b>104</b>	<b>90</b>	<b>32,3</b>		<b>194</b>
2	<b>Austria 2</b>	R9	R10	CAvg	EAvg	Total
	<b>Marcel Gal</b>	<b>36</b>	<b>29</b>	<b>35,0</b>	<b>30,2</b>	<b>65</b>
	<b>Sandro Windsteig</b>	<b>35</b>	<b>29</b>	<b>34,8</b>	<b>35,2</b>	<b>64</b>
	<b>Lisa Stoiber</b>	<b>36</b>	<b>36</b>	<b>35,8</b>	<b>36,0</b>	<b>72</b>
		<b>107</b>	<b>94</b>	<b>33,5</b>		<b>201</b>

[School Kids](#) | [Female Youth](#) | [Male Youth](#) | [Teams - Group A](#) | [Teams - Group B](#) | [Teams - Match 1 for 5-8](#) | [Teams - Match 2 for 5-8](#) | [Teams - Semifinal 1](#) | [Teams - Semifinal 2](#) | [Teams - Match for 7th place](#) | [Teams - Match for 5th place](#) | [Teams - Match for 3th place](#) | [Teams - Final](#) | [Penalties](#) | [Straight list](#) | [Lane statistics](#) | [Teams statistics](#) | [Most aces in a row](#)

aces in a row

TEAMS					
Semifinal 1					
Rank	Team	R9	R10	Avg	Total
1	<b>Germany 1</b>	91	75	27,7	166
2	<b>CZECH REPUBLIC</b>	92	91	30,5	183

1	<b>Germany 1</b>	R9	R10	CAvg	E Avg	Total
	<b>Jean - Pierre Bonacker</b>	31	28	31,5	25,4	59
	<b>Sarah Schumacher</b>	33	29	32,3	28,0	62
	<b>Johannes Lieber</b>	31	24	30,5	25,2	55
	<b>Manuel Szablikowski</b>	29	23	29,7	25,2	52
		91	75	27,7		166
2	<b>CZECH REPUBLIC</b>	R9	R10	CAvg	E Avg	Total
	<b>Boris Svoboda</b>	32	30	33,3	27,6	62
	<b>Dominik Bertels</b>	31	27	32,7	29,0	58
	<b>Ondrej Skaloud</b>	29	34	29,3	25,6	63
		92	91	30,5		183


[School Kids](#) | [Female Youth](#) | [Male Youth](#) | [Teams - Group A](#) | [Teams - Group B](#) | [Teams - Match 1 for 5-8](#) | [Teams - Match 2 for 5-8](#) | [Teams - Semifinal 1](#) | [Teams - Semifinal 2](#) | [Teams - Match for 7th place](#) | [Teams - Match for 5th place](#) | [Teams - Match for 3th place](#) | [Teams - Final](#) | [Penalties](#) | [Straight list](#) | [Lane statistics](#) | [Teams statistics](#) | [Most aces in a row](#)

TEAMS					
Semifinal 2					
Rank	Team	R9	R10	Avg	Total
1	<b>Germany 2</b>	90	75	27,5	165
2	<b>Austria 1</b>	96	98	32,3	194


1	<b>Germany 2</b>	R9	R10	CAvg	E Avg	Total
	<b>Daniel Bärsch</b>	33	27	31,5	27,8	60
	<b>Tobias Richter</b>	31	29	31,8	30,6	60
	<b>Patricia Gras</b>	29	24	31,3	25,8	53
	<b>Tristan Kleiner</b>	30	24	30,3	25,6	54
		90	75	27,5		165
2	<b>Austria 1</b>	R9	R10	CAvg	E Avg	Total
	<b>Thomas Lottermoser</b>	29	32	30,3	27,2	61
	<b>Lukas Schuster</b>	31	36	32,0	30,8	67
	<b>Anna Maria Krinninger</b>	36	30	36,7	31,8	66
		96	98	32,3		194

[School Kids](#) | [Female Youth](#) | [Male Youth](#) | [Teams - Group A](#) | [Teams - Group B](#) | [Teams - Match 1 for 5-8](#) | [Teams - Match 2 for 5-8](#) | [Teams - Semifinal 1](#) | [Teams - Semifinal 2](#) | [Teams - Match for 7th place](#) | [Teams - Match for 5th place](#) | [Teams - Match for 3th place](#) | [Teams - Final](#) | [Penalties](#) | [Straight list](#) | [Lane statistics](#) | [Teams statistics](#) | [Most aces in a row](#)



TEAMS					
Match for 7th place					
Rank	Team	R11	R12	Avg	Total
1	<b>Austria 3</b>	102	95	32,8	197
2	<b>Austria 2</b>	102	109	35,2	211


1  Austria 3						
	R11	R12	CAvg	EAvg	Total	
<b>Lisa - Marie Zitz</b>	36	32	34,2	32,8	68	
<b>Mara Doppelreiter</b>	35	35	35,7	34,8	70	
<b>Florian Haberl</b>	31	28	30,8	26,6	59	
	102	95	32,8		197	


2  Austria 2						
	R11	R12	CAvg	EAvg	Total	
<b>Marcel Gal</b>	32	34	35,0	30,2	66	
<b>Sandro Windsteig</b>	35	42	34,8	35,2	77	
<b>Lisa Stoiber</b>	35	33	35,8	36,0	68	
	102	109	35,2		211	

[School Kids](#) | [Female Youth](#) | [Male Youth](#) | [Teams - Group A](#) | [Teams - Group B](#) | [Teams - Match 1 for 5-8](#) | [Teams - Match 2 for 5-8](#) | [Teams - Semifinal 1](#) | [Teams - Semifinal 2](#) | [Teams - Match for 7th place](#) | [Teams - Match for 5th place](#) | [Teams - Match for 3th place](#) | [Teams - Final](#) | [Penalties](#) | [Straight list](#) | [Lane statistics](#) | [Teams statistics](#) | [Most aces in a row](#)



TEAMS					
Match for 5th place					
Rank	Team	R11	R12	Avg	Total
1	 Sweden	104	87	31,8	191
2	 Latvia	107	87	32,3	194


1  Sweden						
	R11	R12	CAvg	EAvg	Total	
<b>Erik Bohlin</b>	35	27	33,7	30,4	62	
<b>Henrik Andersson</b>	36	33	34,2	28,8	69	
<b>Elias Zachariassen</b>	33	27	31,0	29,3	60	
	104	87	31,8		191	


  

2  Latvia						
	R11	R12	CAvg	EAvg	Total	
<b>Evelina Brikmane</b>	40	33	37,8	36,0	73	
<b>Dairis Sinkevics</b>	44	27	37,2	30,0	68	
<b>Emils Simanskis</b>	31	27	34,2	32,4	58	
<b>Rudolfs Lagzda</b>	36	36	40,8	36,4	72	
	107	87	32,3		194	



[School Kids](#) | [Female Youth](#) | [Male Youth](#) | [Teams - Group A](#) | [Teams - Group B](#) | [Teams - Match 1 for 5-8](#) | [Teams - Match 2 for 5-8](#) | [Teams - Semifinal 1](#) | [Teams - Semifinal 2](#) | [Teams - Match for 7th place](#) | [Teams - Match for 5th place](#) | [Teams - Match for 3th place](#) | [Teams - Final](#) | [Penalties](#) | [Straight list](#) | [Lane statistics](#) | [Teams statistics](#) | [Most aces in a row](#)


TEAMS					
Match for 3th place					
Rank	Team	R11	R12	Avg	Total
1	 CZECH REPUBLIC	98	76	29,0	174
2	 Austria 1	94	83	29,5	177


1  CZECH REPUBLIC						
	R11	R12	CAvg	EAvg	Total	
<b>Boris Svoboda</b>	33	25	33,3	27,6	58	
<b>Dominik Bertels</b>	32	29	32,7	29,0	61	
<b>Ondrej Skaloud</b>	33	22	29,3	25,6	55	
	98	76	29,0		174	

2	 Austria 1	R11	R12	CAvg	EAvg	Total
	<b>Thomas Lottermoser</b>	31	26	30,3	27,2	57
	<b>Lukas Schuster</b>	30	28	32,0	30,8	58
	<b>Anna Maria Krinninger</b>	33	29	36,7	31,8	62
		94	83	29,5		177

[School Kids](#) | [Female Youth](#) | [Male Youth](#) | [Teams - Group A](#) | [Teams - Group B](#) | [Teams - Match 1 for 5-8](#) | [Teams - Match 2 for 5-8](#) | [Teams - Semifinal 1](#) | [Teams - Semifinal 2](#) | [Teams - Match for 7th place](#) | [Teams - Match for 5th place](#) | [Teams - Match for 3th place](#) | [Teams - Final](#) | [Penalties](#) | [Straight list](#) | [Lane statistics](#) | [Teams statistics](#) | [Most aces in a row](#)

TEAMS					
Final					
Rank	Team	R11	R12	Avg	Total
1	 <b>Germany 1</b>	89	81	28,3	170
2	 <b>Germany 2</b>	94	78	28,7	172

1	 Germany 1	R11	R12	CAvg	EAvg	Total
	<b>Jean - Pierre Bonacker</b>	30	24	31,5	25,4	54
	<b>Sarah Schumacher</b>	29	28	32,3	28,0	57
	<b>Johannes Lieber</b>	34	29	30,5	25,2	60
	<b>Manuel Szablikowski</b>	30	30	29,7	25,2	60
		89	81	28,3		170

2	 Germany 2	R11	R12	CAvg	EAvg	Total
	<b>Daniel Bärsch</b>	30	28	31,5	27,8	58
	<b>Tobias Richter</b>	32	33	31,8	30,6	65
	<b>Patricia Gras</b>	33	27	31,3	25,8	60
	<b>Tristan Kleiner</b>	32	23	30,3	25,6	55
		94	78	28,7		172

[School Kids](#) | [Female Youth](#) | [Male Youth](#) | [Teams - Group A](#) | [Teams - Group B](#) | [Teams - Match 1 for 5-8](#) | [Teams - Match 2 for 5-8](#) | [Teams - Semifinal 1](#) | [Teams - Semifinal 2](#) | [Teams - Match for 7th place](#) | [Teams - Match for 5th place](#) | [Teams - Match for 3th place](#) | [Teams - Final](#) | [Penalties](#) | [Straight list](#) | [Lane statistics](#) | [Teams statistics](#) | [Most aces in a row](#)

This tournament is administrated by [Bangolf Arena](#) version 2.0.5